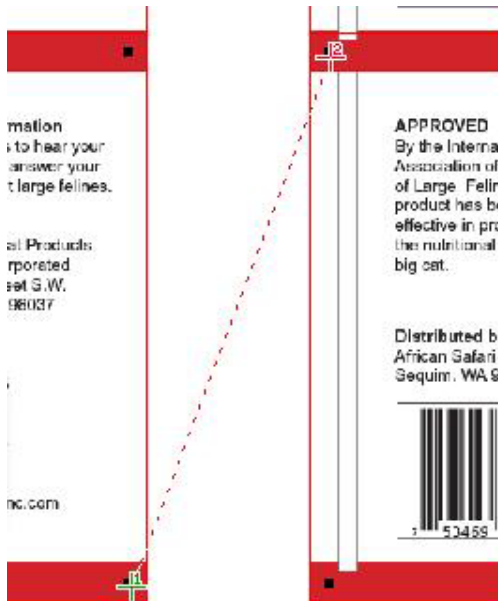


Measuring

You can use the **Ruler** tool to measure information on the layout such as start and end points, horizontal and vertical deltas, distance, and angle.


1. On the main Pandora toolbar, click the **Ruler** tool.
The cursor changes to a crosshair indicating the measurement start point.
2. Click to start the measurement.
The cursor changes to a crosshair indicating the measurement end point.
3. Click to end the measurement.




4. The status bar displays the following information:

- The start and end points:



- The horizontal and vertical distance of the line: 
- The measurement distance and angle:



Note: If the status bar does not contain this information, you may need to adjust the screen resolution of your monitor.