

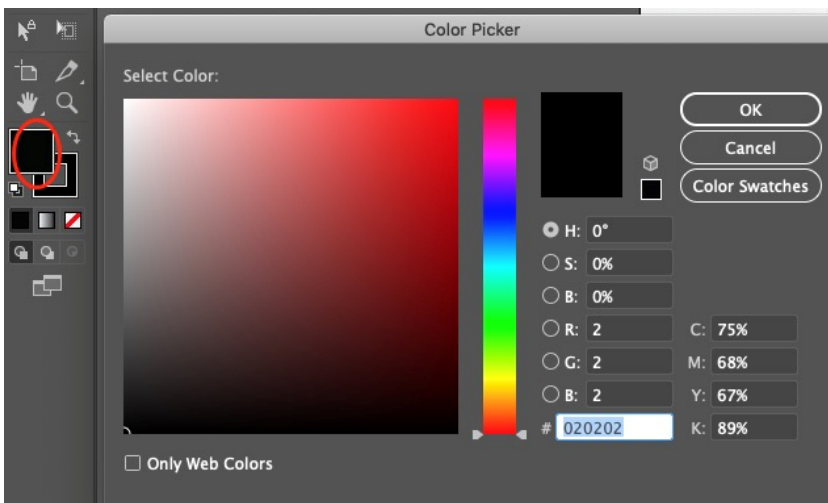
Barcode Tool

A barcode is a graphical information identifier. It is a series of multiple black stripes and white spaces with different widths that are arranged according to specified encoding rules. Using the Prinerger Tools Barcode functionality, you can generate and edit a barcode in an Adobe Illustrator document, and save the barcode in the document.

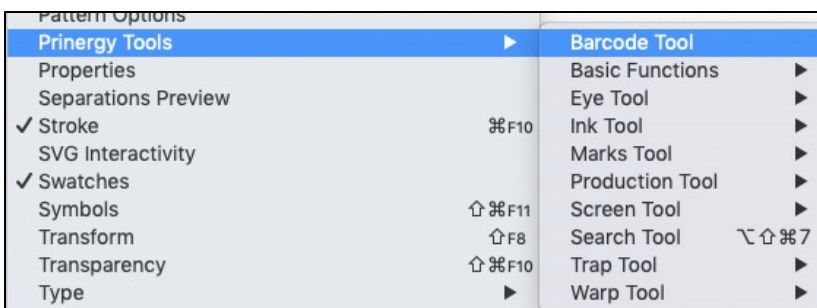
QR code symbols can be created in a range of matrix sizes. The amount of data that can be encoded in each symbol will vary, depending on **Minimum Symbol Size** (21 x 21 to 177 x 177), **Error Correction Level** (L, M, Q, H) and whether the encoded data is numeric, alphanumeric, binary, or double-byte (such as kanji). For instance, the amount of data that can be encoded in a 141x141 QR code will range from 2,677 alphanumeric characters with **Low** error correction to 1,150 alphanumeric characters with **High** error correction.

How to create a Barcode

1. Launch Adobe Illustrator.
2. Create a new document or open an existing document in which you want to add a barcode.
3. Select a foreground color to display the color of the strips.
It is recommended to use a single color at 100%.

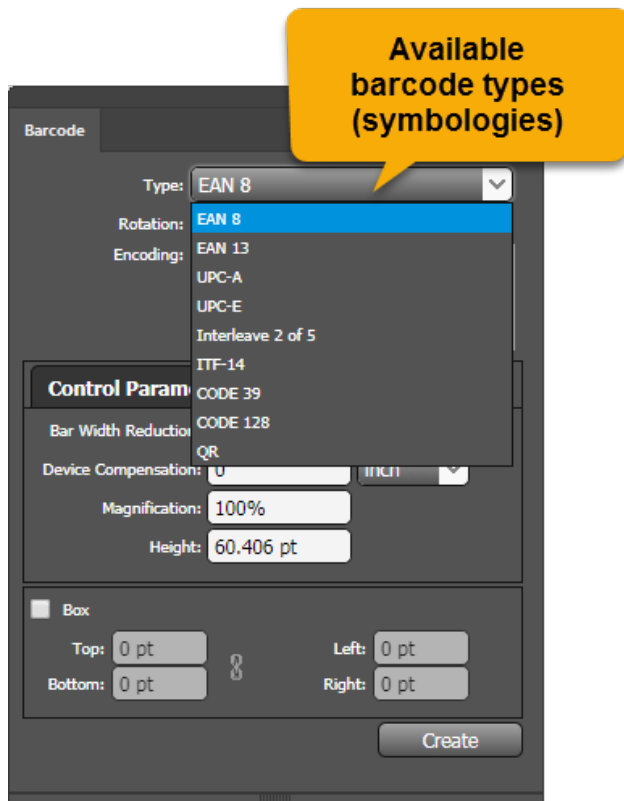


4. To open a barcode panel where you can specify the type of barcode and various parameters, select **Window > Prinerger Tools > Barcode Tool**.



5. From the **Type** list, select a barcode type (symbology).
Prinerigy Tools currently supports these types of barcodes:

- EAN 8
- EAN 13
- UPC-A
- UPC-E
- Interleave 2 of 5
- ITF-14
- CODE39
- CODE128
- QR
- GS1 128
- GS1 DataBar Omnidirectional
- GS1 DataBar Truncated
- GS1 DataBar Stacked
- GS1 DataBar Stacked Omnidirectional
- ISBN
- ISSN
- CODABAR
- PHARMA
- KURANDT



6. From the **Rotation** list, select a value for degree of rotation.
7. In the **Encoding** box, enter the data to be encoded.
8. On the **Control Parameter** tab, type or select values for the parameters.
The type of barcode you selected determines which of these parameters appear in the panel. See screen captures of **Control Parameter** tabs for each type of barcode at the bottom of this page.

Minimum Symbol Size	QR code symbol sizes are available from a matrix of 21 x 21 cells up to 177 x 177 cells. The number of cells (Minimum Symbol Size) along with the Error Correction (ECC) level and data type determines the amount of data that can be encoded in each symbol. For instance, a 21x21 cell matrix with medium ECC can encode 20 alphanumeric characters, whereas a 177 x 177 matrix can encode 3,391 characters. For instance, a 21 x 21 matrix can encode "x" bits of data, whereas a 177 x 177 matrix can encode "x" bits of data.	Available only for QR type
Error Correction Level	Select L (low), M , Q , or H (high).	Available only for QR type
Bar Width Reduction	The amount that the width of individual bars are reduced to compensate for press gain. If there is too much press gain, barcodes can become unreadable by scanners. Bar Width Reduction is used to pre-compensate for press gain and ensure that bar codes remain readable.	All barcode types
Device Compensation	This parameter adjusts bar width to compensate for gain (or loss) caused by the plate making process. Enter a negative value to expand rather than reduce bar widths. Note that if Bar Width Reduction and Device Compensation values are both specified, the values will be added together.	All barcode types
Magnification	The scaling factor. The default value is 100% and the scaling value will be applied proportionally to the horizontal and vertical dimensions. When the magnification is modified, the Height item is also changed.	Not available for: Interleave 2 of 5, Code 39, and Code 128
Height	The height of the barcode. The default value is the height when the scale factor is 1.0. The modification of Height will not change of Magnification setting.	All barcode types
Width	The width of the QR barcode	Available only for QR type
Cell Size	The following website provides a reference to determine what minimum size of cell matrix (also known as the QR code "version") would be required to represent the required data: Information capacity and versions of the QR code .	Available only for QR type

Characters per unit	The number of characters per unit. When this value is modified, the value of Narrow Bar is also changed.	Available only for: Interleave 2 of 5, Code 39, and Code 128
Ratio	The ratio of wide strip to narrow strip. When this value is modified, the value of Narrow Bar also changes.	Available only for: Interleave 2 of 5 and Code 39
Narrow Bar	The width of the narrow strip. When this value is modified, the value of Characters per unit is also changed.	Available only for: Interleave 2 of 5, Code 39, and Code 128
Total Height	Include the height of the bar and the text area. When this value is modified, the setting of Height and Add Human Readable Characters is also changed.	Available only for ITF 14
Left H	The size of the H identifier at the left blank area of the barcode. If you select None , the H identifier is not drawn.	Available only for ITF 14
Right H	The size of the H identifier at the right blank area of the barcode. If you select None , the H identifier is not drawn.	Available only for ITF 14
Add Check Digit	If you select this item, a verification digit will be added when you generate the barcode.	Available only for Code 39

9. On the **Text Parameter** tab, type or select values for the parameters. The type of barcode you selected determines which of these parameters appear in the panel. See screen captures of **Text Parameter** tabs for each type of barcode at the bottom of this page.

Add Human Readable Characters	Select this item to display the encoded content below the barcode.
Light margin indicator (<>)	This parameter appears when EAN 8 or EAN 13 is selected as the barcode type. It controls whether to display an ">" indicator at the white space on the right side of the barcode.

Font	Set the text font below the barcode.
Font Style	Set the text font style below the barcode.

10. If you select the **Box** check box, a box will be added to the barcode with a white border along the top, bottom, left, and right sides to control the position of the outer border.
11. To generate a barcode in the middle of the current page, click **Create**.

Control and Text parameters available for the EAN 8 barcode

The image displays two screenshots of a software interface for configuring an EAN 8 barcode. Both windows have a title bar with 'Barcode' and a close button.

Left Screenshot (Control Parameter tab):

- Type: EAN 8 (dropdown)
- Rotation: 0 (dropdown)
- Encoding: 00000000 (text field)
- Control Parameter** (selected tab)
- Bar Width Reduction: 1 (text field) mil (dropdown)
- Device Compensation: 1 (text field) mil (dropdown)
- Magnification: 100% (text field)
- Height: 21.31 mm (text field)
- ☐ Box
- Top: 0 mm (text field)
- Left: 0 mm (text field)
- Bottom: 0 mm (text field)
- Right: 0 mm (text field)
- Create (button)

Right Screenshot (Text Parameter tab):

- Type: EAN 8 (dropdown)
- Rotation: 0 (dropdown)
- Encoding: 00000000 (text field)
- Text Parameter** (selected tab)
- ☒ Add Human Readable Characters
- ☒ Light Margin Indicator(< >)
- Font: Arial (dropdown)
- Font Style: Regular (dropdown)
- ☐ Box
- Top: 0 mm (text field)
- Left: 0 mm (text field)
- Bottom: 0 mm (text field)
- Right: 0 mm (text field)
- Create (button)

Control and Text parameters available for the EAN 13 barcode

Barcode

Type: EAN 13

Rotation: 0

Encoding: 0000000000000

Control Parameter **Text Parameter**

Bar Width Reduction: 1 mil

Device Compensation: 1 mil

Magnification: 100%

Height: 25.93 mm

☐ Box

Top: 0 mm Left: 0 mm

Bottom: 0 mm Right: 0 mm

Create

Barcode

Type: EAN 13

Rotation: 0

Encoding: 0000000000000

Control Parameter **Text Parameter**

☒ Add Human Readable Characters

☒ Light Margin Indicator(< >)

Font: Arial

Font Style: Regular

☐ Box

Top: 0 mm Left: 0 mm

Bottom: 0 mm Right: 0 mm

Create

Control and Text parameters available for the UPC-A barcode

Barcode

Type: UPC-A

Rotation: 0

Encoding: 0000000000000

Control Parameter **Text Parameter**

Bar Width Reduction: 1 mil

Device Compensation: 1 mil

Magnification: 100%

Height: 25.908 mm

☐ Box

Top: 0 mm Left: 0 mm

Bottom: 0 mm Right: 0 mm

Create

Barcode

Type: UPC-A

Rotation: 0

Encoding: 0000000000000

Control Parameter **Text Parameter**

☒ Add Human Readable Characters

Font: Arial

Font Style: Regular

☐ Box

Top: 0 mm Left: 0 mm

Bottom: 0 mm Right: 0 mm

Create

Control and Text parameters available for the UPC-E barcode

Barcode

Type: UPC-E

Rotation: 0

Encoding: 00000000

Control Parameter **Text Parameter**

Bar Width Reduction: 1 mil

Device Compensation: 1 mil

Magnification: 100%

Height: 25.908 mm

☐ Box

Top: 0 mm Left: 0 mm

Bottom: 0 mm Right: 0 mm

Create

Barcode

Type: UPC-E

Rotation: 0

Encoding: 00000000

Control Parameter **Text Parameter**

☒ Add Human Readable Characters

Font: Arial

Font Style: Regular

☐ Box

Top: 0 mm Left: 0 mm

Bottom: 0 mm Right: 0 mm

Create

Control and Text parameters available for the Interleave 2 of 5 barcode

Barcode

Type: Interleave 2 of 5

Rotation: 0

Encoding: 00000000000000

Control Parameter **Text Parameter**

Bar Width Reduction: 1 mil

Device Compensation: 1 mil

Height: 7.62 mm

Characters per unit: 0.656168 /mm

Ratio: 2.5

Narrow Bar: 0.1905 mm

☐ Box

Top: 0 mm Left: 0 mm

Bottom: 0 mm Right: 0 mm

Create

Barcode

Type: Interleave 2 of 5

Rotation: 0

Encoding: 00000000000000

Control Parameter **Text Parameter**

☒ Add Human Readable Characters

Font: Arial

Font Style: Regular

☐ Box

Top: 0 mm Left: 0 mm

Bottom: 0 mm Right: 0 mm

Create

Control and Text parameters available for the ITF 14 barcode

Barcode

Type: ITF-14

Rotation: 0

Encoding: 00000000000000

Control Parameter

Bar Width Reduction: 1 mil

Device Compensation: 1 mil

Magnification: 100%

Height: 31.8 mm

Total Height: 40.18 mm

Left H: 4 mm

Right H: 3 mm

☐ Box

Top: 0 mm Left: 0 mm

Bottom: 0 mm Right: 0 mm

Create

Barcode

Type: ITF-14

Rotation: 0

Encoding: 00000000000000

Control Parameter

Text Parameter

☒ Add Human Readable Characters

Font: Arial

Font Style: Regular

☐ Box

Top: 0 mm Left: 0 mm

Bottom: 0 mm Right: 0 mm

Create

Control and Text parameters available for the CODE 39 barcode

Barcode

Type: CODE 39

Rotation: 0

Encoding: 00000

Control Parameter

Bar Width Reduction: 1 mil

Device Compensation: 1 mil

Height: 9.398 mm

Characters per unit: 0.370078 /mm

Ratio: 2.39

Narrow Bar: 0.190694 mm

☐ Add Check Digit

☐ Box

Top: 0 mm Left: 0 mm

Bottom: 0 mm Right: 0 mm

Create

Barcode

Type: CODE 39

Rotation: 0

Encoding: 00000

Control Parameter

Text Parameter

☒ Add Human Readable Characters

Font: Arial

Font Style: Regular

☐ Box

Top: 0 mm Left: 0 mm

Bottom: 0 mm Right: 0 mm

Create

Control and Text parameters available for the Code 128 barcode

Barcode

Type: CODE 128

Rotation: 0°

Encoding: 00000

Control Parameter

Text Parameter

Bar Width Reduction: 1 mil

Device Compensation: 1 mil

Height: 9.398 mm

Characters per unit: 0.477213 /mm

Narrow Bar: 0.1905 mm

☐ Box

Top: 0 mm

Bottom: 0 mm

Left: 0 mm

Right: 0 mm

Create

Barcode

Type: CODE 128

Rotation: 0°

Encoding: 00000

Control Parameter

Text Parameter

☒ Add Human Readable Characters

☒ Light Margin Indicator(< >)

Font: Arial

Font Style: Regular

☐ Box

Top: 0 mm

Bottom: 0 mm

Left: 0 mm

Right: 0 mm

Create

Control parameters available for the QR barcode (there are no Text parameters)

Barcode

Type: QR

Rotation: 0°

Encoding: 000000000000

Control Parameter

Text Parameter

Minimum Symbol Size: 21 x 21

Error Correction Level: L

Bar Width Reduction: 0 inch

Device Compensation: 0 inch

Height: 59.528 pt

Width: 59.528 pt

Cell Size: 2.835 pt

☐ Box

Top: 0 pt

Bottom: 0 pt

Left: 0 pt

Right: 0 pt

Create

Control and Text parameters available for the GS1 128 barcode

Barcode

Type: GS1 128

Rotation: 0°

Encoding: (01)00000000000000

Control Parameter

Text Parameter

Bar Width Reduction: 0micron

Device Compensation: 0micron

Magnification: 50%

Height: 1.26 in

Narrow Bar: 0.5 mm

☐ Box

Top: 0 in

Bottom: 0 in

Left: 0 in

Right: 0 in

Create

Barcode

Type: GS1 128

Rotation: 0°

Encoding: (01)00000000000000

Control Parameter

Text Parameter

☒ Add Human Readable Characters

☐ Multiline text

Font: Arial

Font Style: Regular

☐ Box

Top: 0 in

Bottom: 0 in

Left: 0 in

Right: 0 in

Create

Control and Text parameters available for the GS1 DataBar Omnidirectional barcode

Barcode

Type: GS1 DataBar Omnidirectional

Rotation: 0°

Encoding: 00000000000000

Composite Component:

Control Parameter

Text Parameter

☒ Add Human Readable Characters

☐ Multiline text

☐ Show (01) with barcode

Font: Arial

Font Style: Regular

☐ Box

Top: 0 in

Bottom: 0 in

Left: 0 in

Right: 0 in

Create

Barcode

Type: GS1 DataBar Omnidirectional

Rotation: 0°

Encoding: 00000000000000

Composite Component:

Control Parameter

Text Parameter

☒ Add Human Readable Characters

☐ Multiline text

☐ Show (01) with barcode

Font: Arial

Font Style: Regular

☐ Box

Top: 0 in

Bottom: 0 in

Left: 0 in

Right: 0 in

Create

Control and Text parameters available for the GS1 DataBar Truncated barcode

Barcode

Type: GS1 DataBar Stacked

Rotation: 0 °

Encoding: 00000000000000

Composite Component:

Control Parameter Text Parameter

☒ Add Human Readable Characters

☐ Multiline text

☐ Show (01) with barcode

Font: Arial

Font Style: Regular

☐ Box

Top: 0 in Left: 0 in

Bottom: 0 in Right: 0 in

Create

Barcode

Type: GS1 DataBar Stacked

Rotation: 0 °

Encoding: 00000000000000

Composite Component:

Control Parameter Text Parameter

☒ Add Human Readable Characters

☐ Multiline text

☐ Show (01) with barcode

Font: Arial

Font Style: Regular

☐ Box

Top: 0 in Left: 0 in

Bottom: 0 in Right: 0 in

Create

Control and Text parameters available for the GS1 DataBar Stacked barcode

Barcode

Type: GS1 DataBar Stacked

Rotation: 0 °

Encoding: 00000000000000

Composite Component:

Control Parameter Text Parameter

☒ Add Human Readable Characters

☐ Multiline text

☐ Show (01) with barcode

Font: Arial

Font Style: Regular

☐ Box

Top: 0 in Left: 0 in

Bottom: 0 in Right: 0 in

Create

Barcode

Type: GS1 DataBar Stacked

Rotation: 0 °

Encoding: 00000000000000

Composite Component:

Control Parameter Text Parameter

☒ Add Human Readable Characters

☐ Multiline text

☐ Show (01) with barcode

Font: Arial

Font Style: Regular

☐ Box

Top: 0 in Left: 0 in

Bottom: 0 in Right: 0 in

Create

Control and Text parameters available for the GS1 DataBar Stacked Omnidirectional barcode

Barcode

Type: GS1 DataBar Stacked Omnidirection: ▾

Rotation: 0 ▾ °

Encoding: 00000000000000

Composite Component:

Control Parameter Text Parameter

☒ Add Human Readable Characters

☐ Multiline text

☐ Show (01) with barcode

Font: Arial ▾

Font Style: Regular ▾

☐ Box

Top: 0 in Left: 0 in

Bottom: 0 in Right: 0 in

Create

Barcode

Type: GS1 DataBar Stacked Omnidirection: ▾

Rotation: 0 ▾ °

Encoding: 00000000000000

Composite Component:

Control Parameter Text Parameter

☒ Add Human Readable Characters

☐ Multiline text

☐ Show (01) with barcode

Font: Arial ▾

Font Style: Regular ▾

☐ Box

Top: 0 in Left: 0 in

Bottom: 0 in Right: 0 in

Create

Control and Text parameters available for the ISBN barcode

Barcode Ink Coverage

Type: ISBN ▾

Rotation: 0 ▾ °

Encoding: 9780000000002

Addon:

Control Parameters Text Parameters

Bar Width Reduction: 0 micron ▾

Device Compensation: 0 micron ▾

Magnification: 100%

Height: 73.502 pt

☐ Box

Top: 0 pt Left: 0 pt

Bottom: 0 pt Right: 0 pt

Create

Barcode Ink Coverage

Type: ISBN ▾

Rotation: 0 ▾ °

Encoding: 9780000000002

Addon:

Control Parameters Text Parameters

☒ Add Human Readable Characters

☒ Light Margin Indicator(< >)

☐ Show ISBN-10

Hyphenation: Auto ▾

Font: Arial ▾

Font Style: Regular ▾

Font Size: Auto ▾

☐ Box

Top: 0 pt Left: 0 pt

Bottom: 0 pt Right: 0 pt

Create

Control and Text parameters available for the ISSN barcode

Barcode Ink Coverage

Type: **ISSN**

Rotation: 0 °

Encoding: 00000000

Variable: 00

Addon:

Control Parameters **Text Parameters**

Bar Width Reduction: 0 micron

Device Compensation: 0 micron

Magnification: 100%

Height: 73.502 pt

☐ Box

Top: 0 pt Left: 0 pt

Bottom: 0 pt Right: 0 pt

Create

Barcode Ink Coverage

Type: **ISSN**

Rotation: 0 °

Encoding: 00000000

Variable: 00

Addon:

Control Parameters **Text Parameters**

☒ Add Human Readable Characters

☒ Light Margin Indicator(< >)

Font: Arial

Font Style: Regular

Font Size: Auto

☐ Box

Top: 0 pt Left: 0 pt

Bottom: 0 pt Right: 0 pt

Create

Control and Text parameters available for the CODABAR barcode

Barcode Ink Coverage

Type: **CODABAR**

Rotation: 0 °

Encoding: A00000B

Control Parameters **Text Parameters**

Bar Width Reduction: 0 micron

Device Compensation: 0 micron

Height: 21.6 pt

Characters per unit: 0.393701 /mm

Ratio: 2

Narrow Bar: 0.72 pt

☐ Box

Top: 0 pt Left: 0 pt

Bottom: 0 pt Right: 0 pt

Create

Barcode Ink Coverage

Type: **CODABAR**

Rotation: 0 °

Encoding: A00000B

Control Parameters **Text Parameters**

☒ Add Human Readable Characters

☒ Show Start/End Characters

Font: Arial

Font Style: Regular

Font Size: Auto

☐ Box

Top: 0 pt Left: 0 pt

Bottom: 0 pt Right: 0 pt

Create

Control and Text parameters available for the Pharma Code barcode

Barcode Ink Coverage

Type: Pharma Code

Rotation: 0 °

Encoding: 15

Control Parameters Text Parameters

☒ Add Human Readable Characters

Font: Arial

Font Style: Regular

Font Size: Auto

☐ Box

Top: 0 pt Left: 0 pt

Bottom: 0 pt Right: 0 pt

Create

Control and Text parameters available for the Kurandt barcode

Barcode Ink Coverage

Type: Kurandt Code

Rotation: 0 °

Encoding: 0

Control Parameters Text Parameters

☒ Add Human Readable Characters

Font: Arial

Font Style: Regular

Font Size: Auto

☐ Box

Top: 0 pt Left: 0 pt

Bottom: 0 pt Right: 0 pt

Create

