




Working with element revisions

You can view all available revisions for an element and work with a specific element revision.

1. In the project or library, view the revisions in one of the following ways:
 - Select the element with revisions. Click the number that appears next to **Revisions** in the **Attribute** pane.
 - Select the element with revisions. From the **Element** menu, select **View Element Revisions**.
2. Select a revision, and perform any of the following actions:

To	Do this
View the element revision in Smart Review or compare two revisions of the same element	Click the revision's thumbnail.
Download the element revision	Click Download Original  .
Copy the element revision to another folder	Click Copy Revisions  .
Delete the element revision	Click Delete Revisions  .
View the attributes of an element in each revision	<ul style="list-style-type: none">• Click a revision to view the element's attributes in the Attributes pane.• Click View All in the Attributes panel.

The action that you perform affects only the selected element revision.